



6.11.2019

Public

Credit data collection

Description of electronic reporting

Version 1.10 (6 November 2019)



6.11.2019

Public

Version	Date	Validity	Revisions
1.10	6 November 2019		- Changes according to schema version 1.10
1.9	28 June 2019		- Changes according to schema version 1.9
1.8	30 August 2018		- Changes according to schema version 1.8 - Removal of references concerning change reporting (submission type CHANGE and action type DELETE), paragraphs 4.3, 5, 5.1, 5.7.2 and 6
1.7	14 August 2018		- Changes according to schema version 1.7
1.6	13 July 2018		- Changes according to schema version 1.6 - Change of DCS2 Service Provider name to Posti Messaging Oy
1.5	16 March 2018		- Changes according to schema version 1.5 - DCS2 production environment website published
1.4	31 January 2018		- Changes according to schema version 1.4
1.3	28 December 2017		- Changes according to schema version 1.3 - Section 5.1.1 "Counterparty report file", revisions to table requirements for "Head office undertaking identifier", "Immediate parent undertaking identifier" and "Ultimate parent undertaking identifier" - Section 5.3.2 "The schema of feedback files", the part about the feedback on validation checks performed by the Bank of Finland written in more detail
1.2	29 September 2017	This document is a draft version of the instructions and cannot be used for reporting to the Bank of Finland.	- Changes according to updated schema version 1.2 - Added in section 1 an introductory remark on the data collection service (DCS2) - Added in section 5.3 XML schema and its version and information on schemas of submission files - Sections 5.6.1 and 5.6.2: more details on the identifier of foreign data providers - Section 5.7: more details on validation rules in new section 5.7.1 "Validation checks of the DCS2" and section 5.7.2 "Other technical validations of the Bank of Finland" - Added in section 6 "Transmission of data do the Bank of Finland" information on the e-



6.11.2019

Public

			<p>identification and e-authorisation services of Suomi.fi</p> <ul style="list-style-type: none"> - More details added in section 8 “Feedback reports”
1.1	24 May 2017	<p>This document is a draft version of the instructions and cannot be used for reporting to the Bank of Finland.</p>	<ul style="list-style-type: none"> - Changes according to updated schema version 1.1 - Section 5.1.2: revisions to descriptions of key identifiers for records in the monthly credit report - Section 5.2 “Reported values and precision” written in more detail regarding the reporting of not applicable attributes and empty values - Section 5.4 “Splitting of large report files” written in more detail - Section 5.6 “File naming”: changes to the creation of timestamp (EXTRACTEDTIME) - New validation rules added in section 5.7 “Validation rules” - Some small stylistic adjustments
1.0	31 January 2017	<p>This document is a draft version of the instructions and cannot be used for reporting to the Bank of Finland.</p>	



6.11.2019

Public

Contents

1 Introduction	5
2 Concepts of entities in Credit data collection	6
3 Reporting obligation	6
4 Structure of the credit data report	7
4.1 Characters	7
4.2 Submission file	7
4.3 Header	8
5 Counterparty and credit report files	10
5.1 General structure of report files	10
5.1.1 Counterparty report file	11
5.1.2 Monthly credit report file	13
5.1.3 Quarterly credit report file	14
5.2 Reported values and precision	15
5.3 XML schema and its version	15
5.3.1 The schema of submission and report files	15
5.3.2 The schema of feedback files	16
5.3.2.1 The schema of feedback files for validation checks performed by the Data Collection Service	16
5.3.2.2 The schema of feedback files for validation checks performed by the Bank of Finland ..	17
5.4 Splitting of large report files	17
5.5 Compression of report files	18
5.6 File naming	19
5.6.1 Name of the submission file	19
5.6.2 Name of the header	19
5.6.3 Names of report files	20
5.7 Technical validation rules	21
5.7.1 Validation checks of the DCS2 (error codes in brackets)	21
5.7.1.1 Validation checks pertaining to the submission file	22
5.7.1.2 Validation checks pertaining to the header	22
5.7.1.3 Validation checks pertaining to report files	22
5.7.2 Other technical checks of the Bank of Finland	23
6 Transmission of data to the Bank of Finland	24
7 Reporting methods	25
7.1 HTTPS upload	25
7.2 SFTP file transfer	26
8 Feedback reports	26
8.1 Feedback based on validation checks of the DCS2	26
8.2 Feedback based on validation checks of the Bank of Finland	26



6.11.2019

Public

1 Introduction

Credit data collection and the related reporting is based on Regulation (EU) 2016/867 of the European Central Bank on the collection of granular credit and credit risk data (ECB/2016/13) (i.e. ‘the AnaCredit Regulation’). Credit data to be reported to the Bank of Finland have been supplemented with national requirements the Bank of Finland needs for the performance of its tasks.

Regulation (ECB/2016/13) obliges the Bank of Finland to collect credit data on resident credit institutions and resident foreign branches of credit institutions, regardless of whether or not they are institutions supervised under Directive 2013/36/EU of the European Parliament and of the Council¹. The Bank of Finland's mandate for the collection of data is based on Council Regulation (EC) No 2533/98 (as amended by Regulation 2015/373) concerning the collection of information by the European Central Bank, and on the Act on the Bank of Finland (214/1998, sections 26 and 28).²

Regulation (ECB/2016/13) applies to all credit institutions resident in the Economic and Monetary Union. Article 7(1) of Regulation (EC) No 2533/98 provides that the ECB has the power to impose sanctions on reporting agents that fail to comply with statistical reporting requirements defined or imposed in regulations or decisions.

In Finland, entities subject to the obligation to report under the credit data collection are domestic credit institutions and Finnish branches of foreign credit institutions the Bank of Finland has individually informed about their reporting obligation.

The Bank of Finland will inform credit institutions about the commencement of the reporting obligation or cessation of reporting reliefs at least 18 months before the start of reporting. The Bank of Finland assesses the credit institutions' reporting obligations annually, on the basis of total outstanding amount of loans under Regulation (EU) No 1071/2013 concerning the balance sheet of the monetary financial institutions sector (ECB/2013/33, as amended by Regulation ECB/2014/51).

¹ Directive 2013/36/EC of the European Parliament and of the Council of 26 June 2016 on access to the activity of credit institutions and the prudent supervision of credit institutions and investment firms, amending directive 2002/87/EC and repealing directives 2006/48/EC and 2006/49/EC (OJ L 176, 27.6.2013).

² The ECB's statistical regulations are available at <https://www.suomenpankki.fi/en/Statistics/reporting-instructions/>.



6.11.2019

Public

This document applies to the production and submission of AnaCredit (AC) data to the Bank of Finland as of 31 March 2018 (counterparty data) and as of 30 September 2018 (credit data).

The Bank of Finland receives the reported data via the Data Collection Service 2 (DCS2) operated by Posti Messaging Oy.

ECB Regulation (ECB/2016/13) and content requirements as well as other material relating to the reporting are available on the Bank of Finland's website:

<https://www.suomenpankki.fi/en/Statistics/reporting-instructions/analytical-credit-database/>

2 Concepts of entities in Credit data collection

Entity subject to the reporting obligation means a *reporting agent* as referred to in Regulation (ECB/2016/13). A credit institution that is a reporting agent is obliged to provide the Bank of Finland with the specified counterparty and credit data.

Observed agent is the level at which an entity subject to the reporting obligation must provide the Bank of Finland with the data. An entity subject to the reporting obligation is always an observed agent. In addition, an observed agent can also be a branch of an entity subject to the reporting obligation, the data on which the entity is required to submit to the Bank of Finland according to the specified reporting obligations.

Data provider means in this document the entity that actually submits the report to the Bank of Finland. A data provider is either the credit institution subject to the reporting obligation or a separate data provider.

3 Reporting obligation

A credit institution subject to the reporting obligation is responsible for the accuracy of data submitted to the Bank of Finland and fulfilment of the reporting obligation. Instructions on how to register as a credit data provider are available in the test reporting service <https://test.dcs.bof.fi> and in production environment <https://dcs.bof.fi>.



6.11.2019

Public

4 Structure of the credit data report

4.1 Characters

Credit data reporting is based on UTF-8 encoding and XML files.

4.2 Submission file

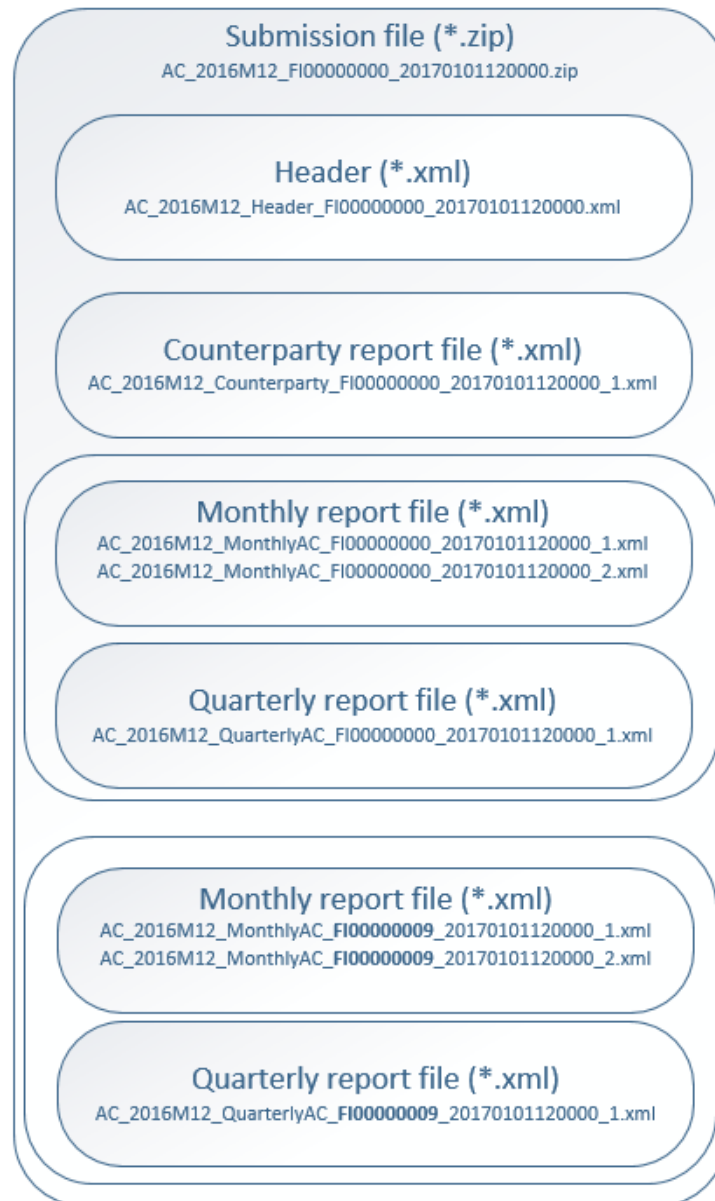
The file submitted to the Bank of Finland (submission file) must be compressed into a zip file, which includes a header and report files that contain the actual data.

The submission file may include credit report files of several observed agents.



6.11.2019

Public



4.3 Header

Each submission file always contains a header that describes the reported information package with metadata. The header contains e.g. information on the data provider, the reporting period and the separate credit data files that are included in the submission file. The size of the header may not exceed 500 megabytes.



6.11.2019

Public

The header always begins with the definition of schema file and other namespace specifications. It must also include the following *mandatory metadata*:

Name of element/attribute	Use
SchemaVersion (attribute)	Version number of the used schema
SBMSSN_TYP (Submission type - attribute)	Accepted values for the submission type attribute: FULL –Transmission for the reference period or a revision that includes all data for the reference period
DATA_PRVDR_ID (Data provider's identifier - element)	A code of max. 60 characters which uniquely identifies the data provider. May include both alphabetical and numerical symbols.
DATA_PRVDR_NM (Data provider's name - element)	Data provider's name, max. 255 characters
DT_RFRNC (Reference Period - element)	Reference period
DT_FL_CRTN_DT_TM (File creation date and time - element)	Report's creation date and time
TEST (Test - element)	If the report file is a test submission, the value of the field is 'true'. If the report file is a production submission, the value of the field is 'false'.
EMAIL (Contact e-mail address - element)	Contact person's email address, character string of max. 254 characters
RPRTD_FLS (Reported files - element)	Files included in the submission file, RPRTD_FLS consists of RPRTD_FL elements
RPRTD_FL (Reported File - element)	Name of an individual report file



6.11.2019

Public

Example:

```
<?xml version="1.0" encoding="UTF-8"?>
- <Header xmlns="http://bof.fi/AC" SBMSSN_TYP="FULL" schemaVersion="1.8"
  xmlns:xsd="http://www.w3.org/2001/XMLSchema"
  xmlns:xsi="http://www.w3.org/2001/XMLSchema-instance">
  <DATA_PRVDR_ID>FI00000000</DATA_PRVDR_ID>
  <DATA_PRVDR_NM>Luottopankki Oyj</DATA_PRVDR_NM>
  <DT_RFRNC>2016-12-31</DT_RFRNC>
  <DT_FL_CRTN_DT_TM>2017-01-01T12:00:00</DT_FL_CRTN_DT_TM>
  <TEST>>false</TEST>
  <EMAIL>luottotieto@bof.fi</EMAIL>
- <RPRTD_FLS>
  <RPRTD_FL>AC_2016M12_Header_FI00000000_20170101120000.xml</RPRTD_FL>
  <RPRTD_FL>AC_2016M12_Counterparty_FI00000000_20170101120000_1.xml</RPRTD_FL>
  <RPRTD_FL>AC_2016M12_MonthlyAC_FI00000000_20170101120000_1.xml</RPRTD_FL>
  <RPRTD_FL>AC_2016M12_QuarterlyAC_FI00000000_20170101120000_1.xml</RPRTD_FL>
  <RPRTD_FL>AC_2016M12_MonthlyAC_SE00000001_20170101120000_1.xml</RPRTD_FL>
  <RPRTD_FL>AC_2016M12_QuarterlyAC_SE00000001_20170101120000_1.xml</RPRTD_FL>
  <RPRTD_FL>AC_2016M12_MonthlyAC_EE00000002_20170101120000_1.xml</RPRTD_FL>
  <RPRTD_FL>AC_2016M12_QuarterlyAC_EE00000002_20170101120000_1.xml</RPRTD_FL>
</RPRTD_FLS>
</Header>
```

For the naming of the header, see section 5.6.

5 Counterparty and credit report files

Credit data reporting consists of three data sets: counterparty data, monthly credit data and quarterly credit data. The data sets are reported in separate XML report files, for each of which there are own schema files.

The set of report files pertaining to a reference period must always contain all data reported under the credit data collection.

If there are changes to the reference period data after submission of the first report, the data provider report all reference period data in full again

Counterparty data may only be submitted before or in the same submission file as the counterparty-related monthly and quarterly credit data, not thereafter.

For the naming of report files, see section 5.6.

5.1 General structure of report files

Counterparty and credit report files always begin with the definition of schema file and other namespace specifications. Each of these files must contain the basic data presented in the table below. These data specify the report file and may occur only once in the report file.



6.11.2019

Public

	Name of element/attribute	Use	Mandatory
<i>BatchRecord</i>	SchemaVersion (attribute)	Version number of the used schema (attribute)	X
	DT_FL_CRTN_DT_TM (File creation date and time - element)	Creation date and time of the report file (xs:dateTime)	X
<i>ReportingAgentRecord</i>	SBMSSN_TYP (Submission type - attribute)	Accepted values for the submission type attribute: FULL –Transmission pertaining to a reference period or a revision that contains all data for the reference period	X
	RPRPNG_AGNT_ID (Reporting agent identifier - element)	A code of max. 60 characters which uniquely identifies the data provider. May include both alphabetical and numerical symbols.	X
	TEST (Test - element)	If the report file is a test submission, the value of the field is 'true'. If the report file is a production submission, the value of the field is 'false'.	X
	COMMENT (Comment - element)	Free comment, max. 255 characters	
	DT_RFRNC (Reference Period - element)	Identifier for the reference period (YYYY-MM-DD)	X

5.1.1 Counterparty report file

The reporting agent submits counterparty data for all observed agents that fall within the scope of its reporting obligation in one counterparty report file. Hence, each counterparty can only be reported once in the same submission file.

The attributes that are reported as mandatory for the counterparty vary according to the counterparty's location country and role. The mandatory data to be reported for the counterparty's different location countries and roles are described in more detail in the Excel document “BoF AnaCredit requirements v2.8.xls”.



6.11.2019

Public

If an attribute has not been defined as mandatory for a counterparty, it is permitted to report it just the same. The following table describes two examples of reporting requirements for *Finnish counterparties* whose role is that of a *debtor*.

Mandatoriness (x) of reporting attributes for Finnish debtors who have been granted at least one credit after 1 September 2018, when these 1) have a national business register ID or 2) do not have a national business register ID or a LEI code

Name of element/attribute	Use	1)	2)
Action (attribute)	Accepted values for action attribute: Replace - data are added/changed Delete - data are deleted Changes to or deletion of data requires reporting of mandatory data for the record	x	x
CNTRPRTY_ID Counterparty identifier	An internal code used by the data provider to uniquely identify the counterparty	x	x
LEI Legal Entity Identifier (LEI)	A code consisting of alphabetical and numerical symbols and assigned in accordance with the ISO 17442 standard		
ENTTY_ID_TYP Identifier type	Type of identifier	x	
DESCRPTN_OTHR_ID Description of Other identifier type	Description of national identifier in text format when ENTTY_ID_TYP = Other identifier		
ENTTY_NTNL_ID National identifier	National identifier	x	
INTRNTNL_ORG_ID International organisation identifier	International organisation identifier		
RIAD RIAD code	RIAD code		
HD_OFFC_UNDRT_ID Head office undertaking ID	Head office undertaking identifier	x	x
IMMDT_PRNT_UNDRT_ID Immediate parent undertaking ID	Immediate parent undertaking identifier	x	x
ULTMT_PRNT_UNDRT_ID Ultimate parent undertaking ID	Ultimate parent undertaking identifier	x	x
NM_ENTTY Name	Name, max. 255 characters	x	x
STRT Street	Address: street, max. 255 characters		x
CTY City/town/village	Address: city/town/village, max. 255 characters		x
PSTL_CD	Address: postal code, max. 255 characters		x



6.11.2019

Public

Postal code			
CNTRY Country	Address: country, max. 255 characters	X	X
LGL_FRM Legal form	Legal form		X
INSTTNL_SCTR Institutional sector	Institutional sector		X
ECNMC_ACTVTY Economic activity	Economic activity		X
LGL_PRCDNG_STTS Status of legal proceedings	Status of legal proceedings		X
DT_INTTN_LGL_PRCDNGS Date of initiation of legal proceeding	Date of initiation of legal proceedings		X
ENTRPRS_SZ Enterprise size	Enterprise size		X
DT_ENTRPRS_SZ Date of enterprise size	Date of enterprise size		X
NMBR_EMPLYYS Number of employees	Number of employees		X
BLNC_SHT_TTL Balance sheet total	Balance sheet total		X
ANNL_TRNVR Annual turnover	Annual turnover		X
ACCNTNG_FRMWRK_SL Accounting standard	Accounting standard		

5.1.2 Monthly credit report file

One monthly credit report file may contain data on only one observed agent. If the reporting agent is obliged to submit data on more than one observed agent, each observed agent must be reported in their own monthly credit report file.

A monthly credit report file contains the mandatory basic data described in section 5.1 as well as data on loan instruments relating to an observed agent, protection relating to the loan instruments, the roles and commitments of loan counterparties and data on counterparties' risks.

Monthly credit data are reported in six records. The mandatory identifiers to be reported for a record create a key identifier that identifies the record. A record may occur with the same key identifier value only once in the submission file.



6.11.2019

Public

Monthly credit report data consist of the following records:

1. **Instrument information records**
(InstrumentInformationRecords): key identifier is a combination of the contract identifier and the related instrument's identifier (CNTRCT_ID, INSTRMNT_ID).
2. **Counterparty-instrument records**
(CounterpartyInstrumentRecords): key identifier is a combination of the contract identifier, the related instrument's identifier, the identifier of the counterparty to the instrument and the role of the counterparty (CNTRCT_ID, INSTRMNT_ID, CNTRPRTY_ID, ENTTY_RL).
3. **Protection records** (ProtectionRecords): key identifier is the protection identifier (PRTCTN_ID).
4. **Instrument-protection records**
(InstrumentProtectionRecords): key identifier is a combination of the contract identifier, the instrument identifier and the protection identifier (CNTRCT_ID, INSTRMNT_ID, PRTCTN_ID).
5. **Protection provider records** (ProtectionProviderRecords): key identifier is a combination of the protection identifier and the identifier of the counterparty providing protection (PRTCTN_ID, CNTRPRTY_ID).
6. **Counterparty risk and default records**
(CounterpartyRiskAndDefaultRecords): key identifier is the counterparty identifier (CNTRPRTY_ID).

For detailed description of the data to be reported, see the schema "AC_LoanDataTypes1.10.xsd."

5.1.3 Quarterly credit report file

One quarterly credit report file may contain data on only one observed agent. If the reporting agent is obliged to submit data on more than one observed agent, each observed agent must be reported in their own quarterly credit report file.

A quarterly credit report file contains the mandatory basic data specified in section 5.1 and data on instruments relating to an observed agent. The same combination of contract and instrument identifier (CNTRCT_ID, INSTRMNT_ID) may occur in the report only once.



6.11.2019

Public

5.2 Reported values and precision

Specifications describe for each cell the data type, limit value and content requirements, e.g. the code list used and the required format. The precision of the value reported in each cell is specified in the schema files or in the Excel file “AC XSD Elements v1.10.xls”.

In case the attribute to be reported is not applicable for the target in question or it is not required to be reported (and information is not reported on a voluntary basis) the particular xml element must be left out from the file. Reporting of empty xml elements is not allowed. As an exception for the not applicable values are code list based attributes where a certain “Not applicable” value is specified. In such a case the value in accordance with the code list must be reported.

5.3 XML schema and its version

This section describes the schema of submission and report files and the schema of feedback files.

5.3.1 The schema of submission and report files

Each XML file must include the version number of the schema that is used.

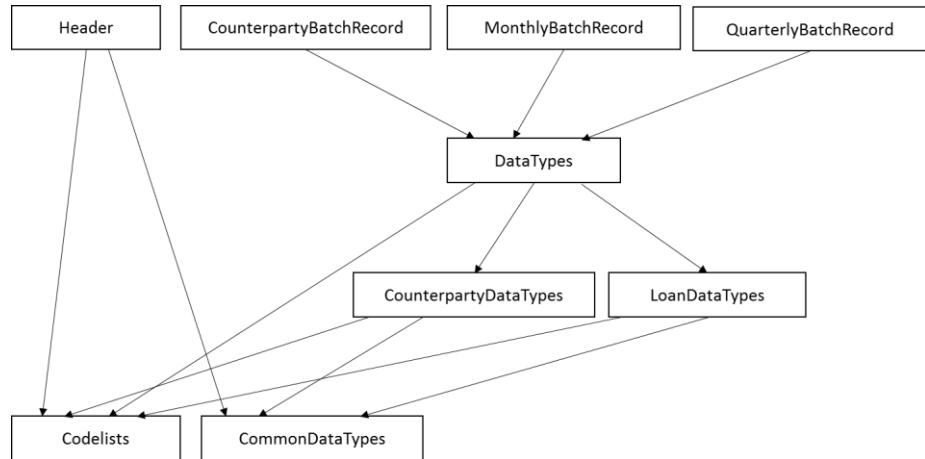
AC schema version 1.10 consists of 12 separate XSD files.

Of these, 9 XSD files describe the schema of the submission and report files send to the Bank of Finland.

- AC_Codelists1.10.xsd
- AC_CommonDataTypes1.10.xsd
- AC_CounterpartyBatchRecord1.10.xsd
- AC_CounterpartyDataTypes1.10.xsd
- AC_DataTypes1.10.xsd
- AC_Header1.10.xsd
- AC_LoanDataTypes1.10.xsd
- AC_MonthlyBatchRecord1.10.xsd
- AC_QuarterlyBatchRecord1.10.xsd

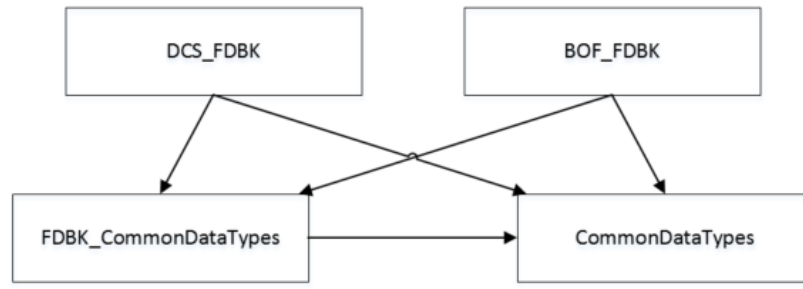
6.11.2019

Public



5.3.2 The schema of feedback files

Feedback on reported data is given in two parts: on the basis of validation checks performed by the Data Collection Service and on the basis of validation checks performed by the Bank of Finland.



For more information on feedback reports, see section 8 Feedback reports.

5.3.2.1 The schema of feedback files for validation checks performed by the Data Collection Service

Three XSD files describe the schema of the feedback file generated on the basis of validation checks performed by the Data Collection Service:

- AC_DCS_FDBK1.10.xsd
- AC_FDBK_CommonDataTypes1.10.xsd
- AC_CommonDataTypes1.10.xsd



6.11.2019

Public

5.3.2.2 The schema of feedback files for validation checks performed by the Bank of Finland

Three XSD files describe the schema of the feedback file generated on the basis of validation checks performed by the Bank of Finland:

- AC_BOF_FDBK1.10.xsd
- AC_FDBK_CommonDataTypes1.10.xsd
- AC_CommonDataTypes1.10.xsd

5.4 Splitting of large report files

As a rule, counterparty data reported at the level of a reporting agent are reported in one counterparty report file, and credit data reported at the level of an observed agent are reported in two report files (monthly and quarterly credit report files).

A single report file may contain a total of max. 100,000 recurring child elements (records). In addition, the size of a report file may not exceed 500 megabytes. The following table presents on a file-by-file basis the names of child elements (and their parent elements) to be considered in the calculation:

File type	Name of parent element	Name of child element, i.e. record
Counterparty data	CounterpartyReferenceRecords	CounterpartyReferenceRecord
Monthly credit data	InstrumentInformationRecords	InstrumentInformationRecord
	CounterpartyInstrumentRecords	CounterpartyInstrumentRecord
	ProtectionRecords	ProtectionRecord
	InstrumentProtectionRecords	InstrumentProtectionRecord
	ProtectionProviderRecords	ProtectionProviderRecord
	CounterpartyRiskAndDefaultRecords	CounterpartyRiskAndDefaultRecord
Quarterly credit data	AccountingRecords	AccountingRecord



6.11.2019

Public

If an XML report file contains more than 100,000 recurring child elements from all the parent elements, the report must be split into multiple files so that the aforementioned maximum value will not be exceeded. For naming of split report files, see section 5.6.

There are alternative methods for splitting recurring elements into different report files so that the maximum value will not be exceeded.

For example, if a credit report file that contains monthly data includes 60,000 ProtectionProviderRecord elements and 50,000 ProtectionRecord elements, the total number of elements is 110,000 and the file must be split into multiple files.

Here are two possible ways to split up a file (there are also other methods):

- 1) ProtectionProviderRecord elements are in their own file and ProtectionRecord elements are in another file.
- 2) Alternatively, ProtectionProviderRecord elements and 40,000 ProtectionRecord elements are in the first file and the remaining 10,000 ProtectionRecord elements are in the second file.

When splitting files, it must be noted that the same validation rules that apply to a single report file also apply to the full set of split files that refer either to the monthly or quarterly credit data of an individual observed agent or the counterparty data of a reporting agent.

However, the reported data may not be split so that e.g. each individual credit and the related records are reported in their own report files. When splitting up report files, the starting point is that, for counterparty report files reported at the level of a reporting agent, and for monthly or quarterly credit report files reported at the level of an observed agent, the average number of records per report file should not be below 20,000.

5.5 Compression of report files

The XML files of a submission file are compressed into a zip file that contains one header and n number of report files.

In compressing zip files, please note the following:

- Compression level: normal
- Compression method: deflate



6.11.2019

Public

5.6 File naming

The timestamp (EXTRACTEDTIME), i.e. the date and time of data extraction, must be identical for the submission file and the header. In addition, these timestamps must be same or newer than the timestamp (extraction time) in the file names of the report file included in the submission file.

5.6.1 Name of the submission file

The name of the submission file is in format
AC_[PERIOD]_[DATAPROVIDER]_[EXTRACTEDTIME].zip,
in which

- [PERIOD] is in format
year + 'M' + month, for example 2016M12
The length is exactly 7 characters. Use leading zeros in months, if necessary.
- [DATAPROVIDER] is in format
FI + data provider's business ID without the hyphen.
This is the case for a Finnish data provider. If the data provider is a foreign entity without a business ID, the Bank of Finland will define a separate identifier to the data provider.
- [EXTRACTEDTIME] is in format
year + month + day + hour + minute + second
(14 characters, with leading zeros if necessary).

Example:

AC_2016M12_FI00000000_20170101120000.zip.

5.6.2 Name of the header

The name of the header included in the submission file (zip) is in format
AC_[PERIOD]_Header_[DATAPROVIDER]_[EXTRACTEDTIME].xml,
in which

- [PERIOD] is in format
year + 'M' + month, for example 2016M12
The length is exactly 7 characters. Use leading zeros in months, if necessary.
- [DATAPROVIDER] is in format
FI + data provider's business ID without the hyphen. This is the case for a Finnish data provider. If the data provider is a foreign



6.11.2019

Public

entity without a business ID, the Bank of Finland will define a separate identifier to the data provider.

- [EXTRACTEDTIME] is in format
year + month + day + hour + minute + second
(14 characters, with leading zeros if necessary).

Example:

AC_2016M12_Header_FI00000000_20170101120000.xml.

5.6.3 Names of report files

Report files (BatchRecord files) included in the submission file (zip) are either reporting agent-specific or observed agent-specific.

The name of the counterparty report file is in format

AC_[PERIOD]_Counterparty_[REPAGENT]_[EXTRACTEDTIME]_[N].xml,

in which

- [PERIOD] is in format
year + 'M' + month, for example 2016M12
The length is exactly 7 characters. Use leading zeros in months, if necessary.
- [REPAGENT] is in format
FI + reporting agent's business ID without the hyphen.
- [EXTRACTEDTIME] is in format
year + month + day + hour + minute + second
(14 characters, with leading zeros if necessary).
- [N] is a sequential number denoting splitting of report files (see section 5.4 Splitting of large report files). The names of split files differ from each other only with respect to the sequential number. For unsplit files, N=1.

Example:

AC_2016M12_Counterparty_FI00000000_20170101120000_1.xml.

The name of the credit data report file (monthly and quarterly credit report file) is in format

AC_[PERIOD]_[X]_[OBSAGENT]_[EXTRACTEDTIME]_[N].xml

in which



6.11.2019

Public

- [PERIOD] is in format
year + 'M' + month, for example 2016M12
The length is exactly 7 characters. Use leading zeros in months, if necessary.
- [X] is either MonthlyAC or QuarterlyAC, depending on the content of the file. The name of a QuarterlyAC can only include periods Mo3, Mo6, Mo9 or M12.
- [OBSAGENT] is in format
FI + observed agent's business ID without the hyphen.
This is the case for a Finnish observed agent.
If the observed agent is a foreign branch of a Finnish credit institution, the Bank of Finland will assign a separate identifier to the reporting agent.
- [EXTRACTEDTIME] is in format
year + month + day + hour + minute + second
(14 characters, with leading zeros if necessary).
- [N] is a sequential number denoting splitting of report files (see section 5.4 Splitting of large report files). Names of split files differ from each other only with respect to the sequential number. For unsplit files, N=1.

Examples:

AC_2016M12_MonthlyAC_FI00000000_20170101120000_1.xml.

AC_2016M12_MonthlyAC_FI00000000_20170101120000_2.xml.

AC_2016M12_QuarterlyAC_FI00000000_20170101120000_1.xml.

In a single submission file, the names of split files relating to the same observed agent must be identical except for the sequential number; timestamps (EXTRACTEDTIME) must be identical.

5.7 Technical validation rules

This section primarily presents technical validation rules.

5.7.1 Validation checks of the DCS2 (error codes in brackets)

The DCS2 performs technical checks for the submission file (ZIP) and the included header and report files before the submission file is approved and sent to the Bank of Finland.



6.11.2019

Public

5.7.1.1 Validation checks pertaining to the submission file

MUST

- The name of the submission file must meet the specifications (101101).
- The generation time of the submission file must meet the specifications (101102).
- The schema version used for the header and the report files must be a version supported and defined by the Bank of Finland for the period reported, and must be identical for all header and report files included in a submission file (101103).
- Submission file can be unzipped (101201).
- Data provider's identifiers and reference dates in the name of the submission file and the header match each other (101314).
- Period data of the same submission file match each other (101316).

5.7.1.2 Validation checks pertaining to the header

MUST

- The name of the report file meets the specifications (101313).
- The generation time of the report file meets the specifications (101310).
- Only 1 header is reported in a submission file (101311).
- The header's reference date must be the last day of the month (102130).
- The report files specified in the header to be included in a submission file match with the report files in the submission file (102131).
- The header's schema version is supported during the reporting period (102132).
- The header is generated in accordance with the schema (102133).

5.7.1.3 Validation checks pertaining to report files

MUST

- No single report file may exceed 500 megabytes. The rule does not pertain to the submission file (101317).
- The report file's reference date is the last day of the month (102240).
- The report file is technically readable. (102242).
- The report file's schema version is supported during the reporting period (102243).



6.11.2019

Public

- The report file is generated in accordance with the schema (102244).
- If the report file is intended to be submitted in the production environment, it may not be specified as a test report (103101).
- The only acceptable periods in the name of a quarterly credit report file (QuarterlyAC) are M03, M06, M09 and M12 (102244).
- The reporting agent/observed agent is subject to the reporting obligation during the reference period (105101).
- Quarterly reporters may only report data for periods M03, M06, M09 and M12 (105201).

5.7.2 Other technical checks of the Bank of Finland

MUST

- The report files reported for a reference period must always contain all data reported under the credit data collection.
- If a report file must be split up, all the separate report files must be contained in the same submission file.
- The maximum sum of records in a single report file is 100,000. Records are elements that are described in the following three validation rules.
- In a counterparty report file, or a full set of split counterparty report files, each counterparty reference record (CounterpartyReference Record) must be uniquely identifiable by a CNTRPTY_ID key.
- In an observed agent's quarterly report, or a full set of split quarterly report files, each accounting record (AccountingRecord) must be uniquely identifiable by a key consisting of fields CNTRCT_ID and INSTRMNT_ID.
- In an observed agent's monthly report, or a full set of split monthly report files, each record must be uniquely identifiable by a key in accordance with the table below.

Name of record	Fields that comprise a key identifier
InstrumentInformationRecord	CNTRCT_ID INSTRMNT_ID
CounterpartyInstrumentRecord	CNTRCT_ID INSTRMNT_ID CNTRPRTY_ID ENTTY_RL
ProtectionRecord	PRTCTN_ID



6.11.2019

Public

InstrumentProtectionRecord	CNTRCT_ID INSTRMNT_ID PRTCTN_ID
ProtectionProviderRecord	CNTRPRTY_ID PRTCTN_ID
CounterpartyRiskAndDefaultRecord	CNTRPRTY_ID

6 Transmission of data to the Bank of Finland

The Bank of Finland uses a data collection service 2 (DCS2) operated by Posti Messaging Oy in the transmission of credit data.

Entities subject to the reporting obligation can use the DCS2 themselves or authorise a data provider to submit the credit data collection data on their behalf. Unlike with the earlier data collections, resident entities responsible for credit data reporting must identify themselves in accordance with strong electronic identification using the e-identification and e-authorisation services of Suomi.fi. More detailed instructions on how to log in to the service can be found on the home page of the test reporting service, at the address <https://test.dcs.bof.fi> and in production environment <https://dcs.bof.fi>.

Credit data collection files must be created in accordance with this document and the annexed record descriptions.

Annexes:

- AC XSD v1.10.zip (schema files)
- AC XSD Elements v1.10.xls
- AC_2016M12_FI00000000_20170101120000.zip
 - AC_2016M12_Header_FI00000000_20170101120000.xml
 - AC_2016M12_Counterparty_FI00000000_20170101120000_1.xml
 - AC_2016M12_MonthlyAC_FI00000000_20170101120000_1.xml
 - AC_2016M12_MonthlyAC_SE00000001_20170101120000_1.xml
 - AC_2016M12_MonthlyAC_EE00000002_20170101120000_1.xml
 - AC_2016M12_QuarterlyAC_FI00000000_20170101120000_1.xml
 - AC_2016M12_QuarterlyAC_SE00000001_20170101120000_1.xml
 - AC_2016M12_QuarterlyAC_EE00000002_20170101120000_1.xml
- AC Record Structure v1.10.xls

The data provider transmits the credit data collection file to the DCS2. The DCS2 checks the technical integrity of the report file and accuracy of the record format and sends a correct file to the Bank of Finland.



6.11.2019

Public

The data provider receives automated feedback on any errors detected in the file at this stage, so that the data provider can take measures to correct the errors and resend the file.

The data submission relating to each reference period is a full submission (submission type SBMSSN_TYP = Full), after which the data provider can send a new full submission (SBMSSN_TYP = Full). The new full submission does not allow changes to data submitted previously; new full submission data remain valid as such.

The names of the files must contain a timestamp, i.e. the date and time at which the data were extracted. In some cases, the file name must also include a sequential number for the determination of the chronological order of the files.

There can be only one file submitted with the same name. A new submission must be specified with the timestamp of the extraction time. The timestamp is the date and time at which the data were extracted. Files must be submitted to the DCS2 in the order of data extraction. In other words, an earlier-extracted submission file may not be submitted after submission of a file that was extracted more recently.

The most recent full submission pertaining to a reference period remains valid. If the file is large, it must be split into multiple files that are numbered consecutively (see section 5.4).

7 Reporting methods

In credit data reporting, data providers can choose between two reporting methods:

- File upload over HTTPS
- SFTP (Secure File Transfer Protocol) data transfer between the institution and the DCS2.

7.1 HTTPS upload

The data provider submits the report by logging in to the DCS2 and uploading the submission file via the service (HTTPS upload). Instructions on how to log in to the service can be found on the home page of the test reporting service, at the address <https://test.dcs.bof.fi>. DCS2 production



6.11.2019

Public

environment is located at <https://dcs.bof.fi> where reporting entities are required to apply for a user ID.

7.2 SFTP file transfer

SFTP offers a direct and secure connection for the transfer of credit data files. The method is for data providers who submit large report files or who wish to automatize reporting.

In SFTP data transfer, the data provider and the DCS2 establish an SFTP connection transferring the files. For access to the service, the reporting institutions receive an SFTP account (user ID and password) from the DCS2. Instructions for an SFTP account subscription are available to registered users in the test reporting service <https://test.dcs.bof.fi> and in production environment <https://dcs.bof.fi>.

8 Feedback reports

There are two kinds of feedback reports related to the credit data collection:

- feedback based on validation checks of the DCS2
- feedback based on validation checks of the Bank of Finland.

This section describes the content of validation checks at the general level.

8.1 Feedback based on validation checks of the DCS2

Technical checks performed by the DCS2 result either in a successful or unsuccessful delivery of the submission file. In both cases the DCS2 generates a feedback report which is available for the data provider in the service. The service also generates a list of any errors found in a rejected submission file. The list is saved for the data provider in the service. For the fulfilment of the reporting obligation, the submission file must successfully pass the DCS2 validation checks.

8.2 Feedback based on validation checks of the Bank of Finland

The Bank of Finland performs both technical and content-related validation checks for successfully delivered submission files. The validation checks performed by the Bank of Finland are described in a separate document "Validation checks for credit data collection". Any errors and



6.11.2019

Public

observations detected in the submission file during the Bank's validation phase are listed, and the list is send to the DCS2 for the data provider.